




VK


THE 5500 SERIES

Built to withstand the test of time, our flagship 5500 Series boasts a 1.5-inch steel-reinforced top sash, ensuring unparalleled durability and security. Its contoured brickmould exterior not only enhances aesthetics but also provides a seamless fit for any architectural style.

Engineered for optimal energy efficiency with our innovative warm edge Super Spacer system, and available in double or triple pane glass, The 5500 Series window is the ideal choice for your home.



Double Pane
Triple Pane



All welded vinyl construction and a foam filled option increases the over-all R-Value of the window. This is one of the most energy efficient windows we offer, giving you years of increased energy savings.

If you are after one of our top performance windows, this is it. The triple glass feature gives you one of the most efficient windows on the market today.



740-456-4949

info@vinylkraft.com

3404 Rhodes Ave.
New Boston, OH 45662



VK

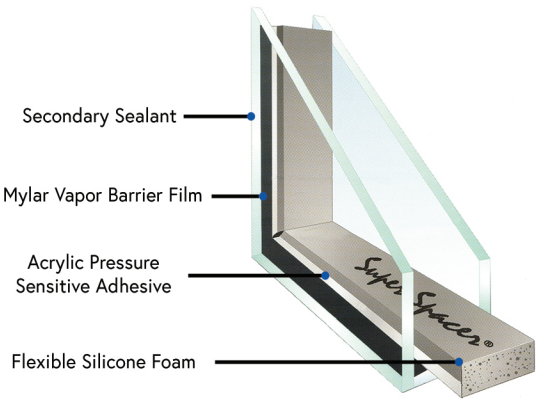
THE 5500 SERIES

Vinyl Kraft Windows and Doors

EFFICIENCY AND DURABILITY

VINYLKRAFT.COM

Super Spacer® Technology



Super Spacer Technology is standard in all of our windows and doors. It has a long list of advantages over all other glass spacer systems.

It is a true warm edge using high performance acrylic adhesives and flexible foam that retain argon gas like no other spacer on the market.

An independent study found that argon gas insulated glass units made with Super Spacer lost less than 1% in five years in both Accelerated Weather Cycling and High Humidity tests. The Mylar vapor barrier film serves many purposes, including keeping moisture out and the gas in.

5500 Series Performance Values							
REGION	GLASS PANES	GLASS TYPE	GAS FILL	U VALUES	SHGC	VT	CR
5500 DH	2	E270-CLR	AR	0.29	0.28	0.54	57
NORTHERN ENERGY STAR	2	E180-I89	AR	0.26	0.49	0.60	46
NORTH CENTRAL ENERGY STAR	2	E270-I89	AR	0.25	0.28	0.52	47
SOUTH CENTRAL ENERGY STAR *	2	E366-CLR	AR	0.27	0.21	0.50	58
SOUTHERN ENERGY STAR	2	E366-CLR	AR	0.28	0.21	0.50	58

*With Foam Fill



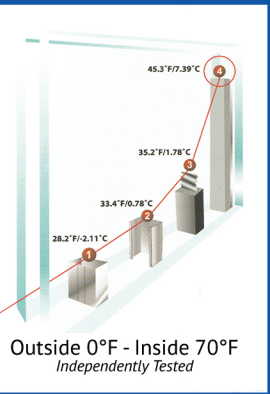
Features & Benefits

Our uniquely designed bulb seal in the interlocking meeting rail adds superior thermal resistance to air filtration, and the Q-Lon bulb seal helps reduce outside air infiltration between the bottom sash and sill.

Unlike metal spacers, our Super Spacer can bounce back when put to the test against wind, temperature fluctuations, rain, snow, and UV light. The foam construction of Super Spacer allows it to expand and contract as needed, and then return to its original shape.

Windows lose and gain heat through conduction, convection, radiation, and air leakage. The all foam construction of Super Spacer is non-conductive, blocking heat flow through the window and providing one of the best thermal performing windows in the industry.

Window condensation can lead to molds that increase the likelihood of allergens, including fungi, viruses and mites that cause respiratory infections, allergies, and asthma. Super Spacer is non-conductive, creating a stronger barrier against mold.



The closed-cell polymer foam in Super Spacer transmits very little sound compared to conventional metal spacers, creating better sound absorption.

Up to **+17.10° F / 8.28° C** average sight line temperature difference on standard insulated glass.

PREMIUM MATERIALS ENDLESS POSSIBILITIES


VINYLKRAFT.COM

CUSTOM EXTERIOR COLORS

Standard exterior colors are white or beige.

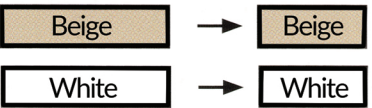
Optional color choices include nine standard colors in a semi-gloss finish.

In addition we can custom mix a color to your specifications.



Colors are only representative of the actual vinyl colors and painted colors. For a more exact match refer to actual vinyl and color chip

STANDARD INTERIOR COLORS



Standard color options for interior windows include white or beige.



The 5500 Series double-hung windows are made with thermal and structural performance in mind. This high-performance vinyl window makes maintenance a thing of the past. Enjoy the beauty, high performance, and maintenance-free convenience that only the 5500 Series has to offer.

Consider the sliding window for a contemporary look and modern style. The smooth-operating brass rollers provide convenience and durability. These windows are a perfect addition to any room and will coordinate with any decorating theme.

(Note: Sliders do not have vent stops.)

In those areas that do not require a window to open but you still want outside light, fixed lights offer a cost effective solution. Or, you can combine fixed lights with other operational windows to create a focal point for your home.

The 5500 Series window comes in an almost endless number of architectural and geometric shapes. Half rounds, quarter rounds, eyebrows, ovals, triangles are just a few of the possibilities. From the inside you will gain new decorating options and light entering the room. Plus, from the outside you will add distinctive architectural design elements.


GLASS OPTIONS



Your choice of double or triple pane, low-E glass options will directly affect the efficiency of your new windows.

We offer a variety of options to fit your region of the country and your budget. Our eK2 and eK366 glass options, along with argon gas fill, are all options that you will want to discuss with your window representative.

GRILLE OPTIONS



The grilles, which remain free of dust, are positioned within the space separating the window panes.

Available in three colors and two styles—namely 3/4" sculptured, and 5/8" flat—these grilles offer versatility and aesthetic appeal..

